

## Standard Front Mounted Grease Nipple

Compatible with Linear Rail SBI.

Dimensions in mm.



Port sizes for grease nipple

Type	Port size	
	Front	Side
SBI 15	M4	M4
SBI 20	M6	M4
SBI 25	M6	M4
SBI 30	M6	M6
SBI 35	M6	M6
SBI 45	PT 1/8	M6
SBI 55	PT 1/8	PT 1/8
SBI 65	PT 1/8	PT 1/8
SBI 20 FL/FLL	M6	M4
SBI 25 FL/FLL	M6	M4
SBI 30 FL/FLL	M6	M6
SBI 35 FL/FLL	M6	M6
SBI 45 FL/FLL	PT 1/8	M6

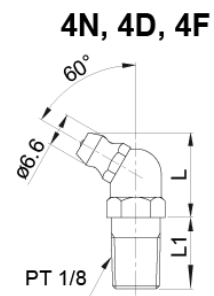
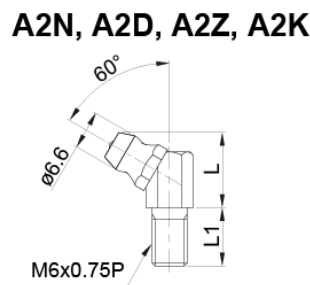
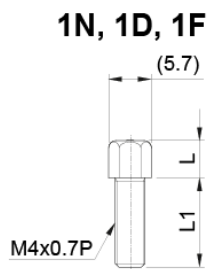
Seal options

Combination	Seal symbol
End plate + End seals	No symbol (Standard)
End plate + End seals + High dust protection seal (DF)	DF
End plate + End seals + Scraper (ZZ)	ZZ
End plate + End seals + High dust protection seal (DF) + Scraper (ZZ)	DFZZ
End plate + Self lubricant container (MF) + End seals	MF
End plate + Self lubricant container (MF) + End seals + Scraper (ZZ)	MFZZ

## General Data

Designation	Compatible with	Thread	Seal Symbol
1N	SBI15	M4x0.7P	None
1D	SBI15	M4x0.7P	ZZ
1F	SBI15	M4x0.7P	DF, DFZZ
A2N	SBI20, SBI25, SBI30, SBI35	M6x0.75P	None
A2D	SBI20, SBI25, SBI30, SBI35	M6x0.75P	ZZ
A2Z	SBI20, SBI25, SBI30, SBI35	M6x0.75P	DF
A2K	SBI20, SBI 25, SBI30, SBI35	M6x0,75P	DFZZ
4N	SBI45, SBI55, SBI65	PT 1/8	None
4D	SBI45, SBI55, SBI65	PT 1/8	ZZ
4F	SBI45, SBI55, SBI65	PT 1/8	DF, DFZZ

## Dimensions



Designation	L	L1
1N	7	5.5
1D	5	9
1F	5	13
A2N	13.5	7
A2D	13.5	10
A2Z	13.5	13
A2K	13,5	16
4N	17	12
4D	17	16

Designation	L	L1
4F	17	23