

## Linear Unit MTJZ 40

The MTJZ series contains Z-axis linear units with toothed belt drive, integrated ball rail system and compact dimensions. This linear units provide high performance features such as, high speed, good accuracy and repeatability by vertical applications.

In the linear units MTJZ is used a pre-tensioned steel reinforced AT polyurethane timing toothed belt. In conjunction with a zero-backlash drive pulley high moments with alternating loads with good positioning accuracy, low wear and low noise can be realized.

The in the profile slot driving timing belt protects all the parts in the profile from dust and other contaminations. The drive block provides the possibility to attach a motor or gearbox housing and additional accessories on it.

For CAD-files please contact Rollco .

Dimensions in mm.


**Modulus of Elasticity:**  $E = 70000 \text{ N / mm}^2$

**Operating Temperature (°C):** 0 ~ +60 For operating temperature out of the presented range, please contact Rollco.

**Duty Cycle:** 100%

**Max. Acceleration (m/s<sup>2</sup>):** 70

**Max. Travel Speed (m/s):** 5







Designation	Max. Repeatability (mm)	Max. Length Version 1 Lmax (mm)	Max. Length Version 2 Lmax (mm)	Max. Stroke Version 1 (mm)	Max. Stroke Version 2 (mm)	Min. Stroke (mm)
MTJZ 40	± 0.08	1000	3000	792	2792	25

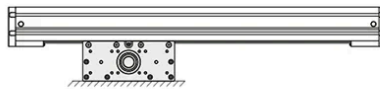
## Drive Data



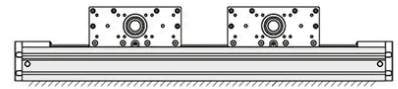
Max. acceleration (m/s<sup>2</sup>): 70\*

For acceleration over the stated value, please contact Rollco.

Version 1: Mounting by the drive block, profile travels



Version 2: Mounting by the profile, drive block travels



On request, multi drive blocks, which travel independently of each other, can be applied.

Designation	Max. Drive Torque (Nm)	Pulley Drive Ratio (mm/rev)	Pulley Diameter	Planar Moment of Inertia Iy (cm <sup>4</sup> )	Planar Moment of Inertia Iz (cm <sup>4</sup> )
MTJZ 40	3.6	99	31.51	9.8	11.6

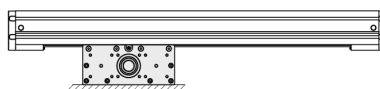
Designation	Belt Type	Belt Width	Max. Force Transmitted by Belt (N)	Specific Spring Constant Cspec (N)
MTJZ 40	AT3	20	230	225000

## Mass and Mass Moment

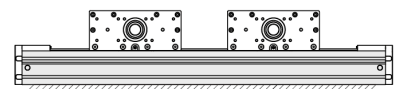


Mass calculation does not include mass of motor, reduction gear, switches and clamps.

Version 1: Mounting by the drive block, profile travels



Version 2: Mounting by the profile, drive block travels



On request, multi drive blocks, which travel independently of each other, can be applied.

Abs. stroke	Absolute stroke [mm]
A	Distance between two drive blocks [mm]
nb	Number of drive blocks

Designation	Mass of Linear Unit (kg)	Mass Moment of Inertia Version 1 (10 <sup>-4</sup> kg m <sup>2</sup> )	Mass Moment of Inertia of Drive Block Version 2 (10 <sup>-4</sup> kg m <sup>2</sup> )	Planar Moment of Inertia Iy (cm <sup>4</sup> )	Planar Moment of Inertia Iz (cm <sup>4</sup> )
MTJZ 40	1.7 + 0.0023 × (Abs. Stroke + (nb - 1) × A) + 0.95 × (nb - 1)	2.1 + 0.0058 × (Abs. Stroke × (nb - 1) × A) + 0.22 × (nb - 1)	2.6	9.8	11.6