

Magnetic field sensors

Magnetic field sensors can be mounted using the slot for the magnetic field sensor, placed on both sides of the MGBS / MGTB profile.

Dimensions in mm.

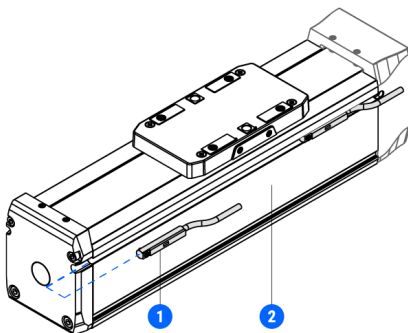
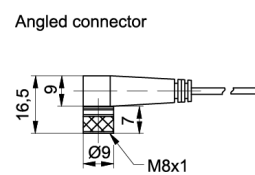
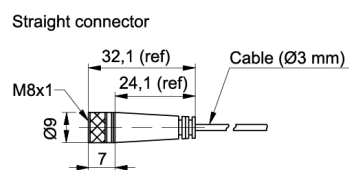
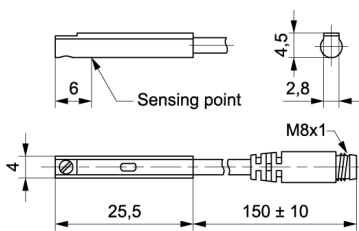
Function principle: Magnetic
Switching function: NC normally close ; NO normally open
Wiring method: 3-wire type
Sensor Type: PNP current sourcing
Operating Voltage (V DC): 5 ~ 30
Max. Switching Current (mA): 200
Contact rating: 6 W max.
Voltage drop: 0,5 V @ 200 mA max.
Current consumption: 6 mA @ 24 V DC max.
Max. Leakage Current (mA): 0,01
Operating Frequency (Hz): 1000 max.
Ambient Temperature (°C): -10 ~ +70
Shock/vibration: 50 G / 9 G
Protection Class: IP67
LED indicator: Green
Electrical connection: M8, 3-pin
Extension cable: Energy chain compliant
Cable (Diameter, Material, Length): \varnothing 2,8 mm, PUR, 150 mm





General Data

Magnetic field sensor and extension cable



1. Magnetic field sensor
2. Profile of the MGBS/MGTB

Designation	Type	Compatible with	Length (m)
SMO 40 TP K NC - 109125	-	MGBS/MGTB	-
SMO 40 TP K NO - 12259	-	MGBS/MGTB	-
Extension cable - 8146	Straight connector extension cable	SMO 40 TP K NC/SMO 40 TP K NO	2
Extension cable - 8147	Straight connector extension cable	SMO 40 TP K NC/SMO 40 TP K NO	5
Extension cable - 9017	Angled connector extension cable	SMO 40 TP K NC/SMO 40 TP K NO	2
Extension cable - 9019	Angled connector extension cable	SMO 40 TP K NC/SMO 40 TP K NO	5