

SN 43

Variants below are standard configurations. Other configurations and customer-specific adaptations are available upon request. Please contact us for more information.

Fixing holes (V) for countersunk head screws according to DIN 7991.

Easyslide is available in three different versions:

Version 1 - SINGLE SLIDER

This linear bearing consists of a guide rail and a slider that runs within the ball cage in the guide rail. High load capacities, compact cross-sections and simple and easy mounting characterize the complete series.

Below we list only the standard lengths and strokes of Version 1. Special strokes and lengths on request.

Version 2 - MULTIPLE INDEPENDENT SLIDERS

Variant with several sliders, which each runs in its own ball cage, independent of each other in the guide rail. Can be configured and used in an almost infinite variety of ways.

The most common is to make a symmetrical configuration. Contact Rollco for further advice.

Version 3 - MULTIPLE SYNCHRONIZED SLIDERS

Several sliders run in a common ball cage within the guide rails. The division of the inner slider in two parts have a positive influence on load capacity and running behavior under high M_z and M_y loads.

Contact Rollco for detailed advice and calculations.

Dimensions in mm.

Weight: Rail 2.6 kg/m, slider 5 kg/m



SN 43



Version 1 - SINGLE SLIDER

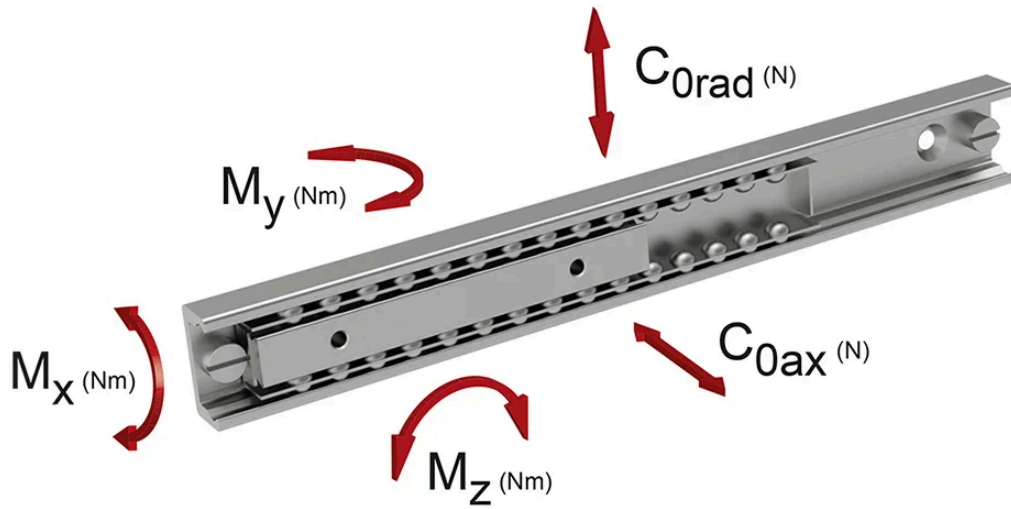


Version 2 - MULTIPLE INDEPENDENT SLIDERS



Version 3 - MULTIPLE SYNCHRONIZED SLIDERS

General Data



Designation	System Load Capacity Radial (N)	System Load Capacity Axial (N)	Permissible Moment Mx (Nm)	Permissible Moment My (Nm)	Permissible Moment Mz (Nm)
SN43-130-110-290	13910	9737	96	211	301
SN43-130-190-370	13910	9737	96	211	301
SN43-130-270-450	13910	9737	96	211	301
SN43-130-350-530	13910	9737	96	211	301
SN43-130-430-610	13910	9737	96	211	301
SN43-130-510-690	13910	9737	96	211	301
SN43-130-590-770	13910	9737	96	211	301
SN43-130-670-850	13910	9737	96	211	301
SN43-130-750-930	13910	9737	96	211	301
SN43-130-830-1010	13910	9737	96	211	301
SN43-210-190-450	22470	15729	155.1	551	786
SN43-210-270-530	22470	15729	155.1	551	786
SN43-210-350-610	22470	15729	155.1	551	786
SN43-210-430-690	22470	15729	155.1	551	786
SN43-210-510-770	22470	15729	155.1	551	786
SN43-210-590-850	22470	15729	155.1	551	786
SN43-210-670-930	22470	15729	155.1	551	786
SN43-210-750-1010	22470	15729	155.1	551	786
SN43-210-910-1170	22470	15729	155.1	551	786
SN43-210-1070-1330	22470	15729	155.1	551	786
SN43-210-1230-1490	22470	15729	155.1	551	786
SN43-210-1390-1650	22470	15729	155.1	551	786
SN43-290-270-610	31030	21721	214.1	1050	1500
SN43-290-350-690	31030	21721	214.1	1050	1500
SN43-290-430-770	31030	21721	214.1	1050	1500
SN43-290-510-850	31030	21721	214.1	1050	1500
SN43-290-590-930	31030	21721	214.1	1050	1500
SN43-290-670-1010	31030	21721	214.1	1050	1500
SN43-290-830-1170	31030	21721	214.1	1050	1500
SN43-290-990-1330	31030	21721	214.1	1050	1500

General Data

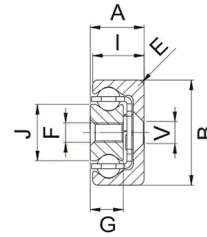
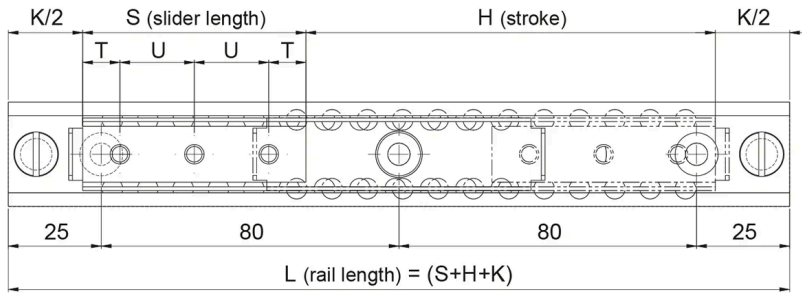
Designation	System Load Capacity Radial (N)	System Load Capacity Axial (N)	Permissible Moment Mx (Nm)	Permissible Moment My (Nm)	Permissible Moment Mz (Nm)
SN43-290-1150-1490	31030	21721	214.1	1050	1500
SN43-290-1310-1650	31030	21721	214.1	1050	1500
SN43-290-1470-1810	31030	21721	214.1	1050	1500
SN43-370-350-770	39590	27713	273.2	1709	2441
SN43-370-430-850	39590	27713	273.2	1709	2441
SN43-370-510-930	39590	27713	273.2	1709	2441
SN43-370-590-1010	39590	27713	273.2	1709	2441
SN43-370-750-1170	39590	27713	273.2	1709	2441
SN43-370-910-1330	39590	27713	273.2	1709	2441
SN43-370-1070-1490	39590	27713	273.2	1709	2441
SN43-370-1230-1650	39590	27713	273.2	1709	2441
SN43-370-1390-1810	39590	27713	273.2	1709	2441
SN43-450-430-930	48150	33750	332.3	2528	3611
SN43-450-510-1010	48150	33750	332.3	2528	3611
SN43-450-670-1170	48150	33750	332.3	2528	3611
SN43-450-830-1330	48150	33750	332.3	2528	3611
SN43-450-990-1490	48150	33750	332.3	2528	3611
SN43-450-1150-1650	48150	33750	332.3	2528	3611
SN43-450-1310-1810	48150	33750	332.3	2528	3611
SN43-450-1470-1970	48150	33750	332.3	2528	3611
SN43-530-590-1170	56710	39697	391.4	3507	5009
SN43-530-750-1330	56710	39697	391.4	3507	5009
SN43-530-910-1490	56710	39697	391.4	3507	5009
SN43-530-1070-1650	56710	39697	391.4	3507	5009
SN43-530-1230-1810	56710	39697	391.4	3507	5009
SN43-530-1390-1970	56710	39697	391.4	3507	5009
SN43-610-670-1330	65270	45689	450.4	4645	6636
SN43-610-830-1490	65270	45689	450.4	4645	6636
SN43-610-990-1650	65270	45689	450.4	4645	6636
SN43-610-1150-1810	65270	45689	450.4	4645	6636
SN43-610-1310-1970	65270	45689	450.4	4645	6636

General Data

Designation	System Load Capacity Radial (N)	System Load Capacity Axial (N)	Permissible Moment M _x (Nm)	Permissible Moment M _y (Nm)	Permissible Moment M _z (Nm)
SN43-V2	Depends on config.	N/A	N/A	N/A	N/A
SN43-V3	Depends on config.	N/A	N/A	N/A	N/A

Dimensions

Version 1, with single slider



To ensure that all fixing holes of the rail are accessible, S must be $< L/2 - K$.
 To ensure proper smooth movement it is necessary that $H \leq 7S$.

Designation	L	H	A	B	S	Number of Fixing Holes	V	E	F
SN43-130-110-290	290	110	22	43	130	2	M8	2.5	M8
SN43-130-190-370	370	190	22	43	130	2	M8	2.5	M8
SN43-130-270-450	450	270	22	43	130	2	M8	2.5	M8
SN43-130-350-530	530	350	22	43	130	2	M8	2.5	M8
SN43-130-430-610	610	430	22	43	130	2	M8	2.5	M8
SN43-130-510-690	690	510	22	43	130	2	M8	2.5	M8
SN43-130-590-770	770	590	22	43	130	2	M8	2.5	M8
SN43-130-670-850	850	670	22	43	130	2	M8	2.5	M8
SN43-130-750-930	930	750	22	43	130	2	M8	2.5	M8
SN43-130-830-1010	1010	830	22	43	130	2	M8	2.5	M8
SN43-210-190-450	450	190	22	43	210	3	M8	2.5	M8
SN43-210-270-530	530	270	22	43	210	3	M8	2.5	M8
SN43-210-350-610	610	350	22	43	210	3	M8	2.5	M8
SN43-210-430-690	690	430	22	43	210	3	M8	2.5	M8
SN43-210-510-770	770	510	22	43	210	3	M8	2.5	M8
SN43-210-590-850	850	590	22	43	210	3	M8	2.5	M8
SN43-210-670-930	930	670	22	43	210	3	M8	2.5	M8
SN43-210-750-1010	1010	750	22	43	210	3	M8	2.5	M8
SN43-210-910-1170	1170	910	22	43	210	3	M8	2.5	M8
SN43-210-1070-1330	1330	1070	22	43	210	3	M8	2.5	M8
SN43-210-1230-1490	1490	1230	22	43	210	3	M8	2.5	M8
SN43-210-1390-1650	1650	1390	22	43	210	3	M8	2.5	M8
SN43-290-270-610	610	270	22	43	290	4	M8	2.5	M8
SN43-290-350-690	690	350	22	43	290	4	M8	2.5	M8
SN43-290-430-770	770	430	22	43	290	4	M8	2.5	M8
SN43-290-510-850	850	510	22	43	290	4	M8	2.5	M8
SN43-290-590-930	930	590	22	43	290	4	M8	2.5	M8
SN43-290-670-1010	1010	670	22	43	290	4	M8	2.5	M8
SN43-290-830-1170	1170	830	22	43	290	4	M8	2.5	M8

Dimensions

Designation	L	H	A	B	S	Number of Fixing Holes	V	E	F
SN43-290-990-1330	1330	990	22	43	290	4	M8	2.5	M8
SN43-290-1150-1490	1490	1150	22	43	290	4	M8	2.5	M8
SN43-290-1310-1650	1650	1310	22	43	290	4	M8	2.5	M8
SN43-290-1470-1810	1810	1470	22	43	290	4	M8	2.5	M8
SN43-370-350-770	770	350	22	43	370	5	M8	2.5	M8
SN43-370-430-850	850	430	22	43	370	5	M8	2.5	M8
SN43-370-510-930	930	510	22	43	370	5	M8	2.5	M8
SN43-370-590-1010	1010	590	22	43	370	5	M8	2.5	M8
SN43-370-750-1170	1170	750	22	43	370	5	M8	2.5	M8
SN43-370-910-1330	1330	910	22	43	370	5	M8	2.5	M8
SN43-370-1070-1490	1490	1070	22	43	370	5	M8	2.5	M8
SN43-370-1230-1650	1650	1230	22	43	370	5	M8	2.5	M8
SN43-370-1390-1810	1810	1390	22	43	370	5	M8	2.5	M8
SN43-450-430-930	930	430	22	43	450	6	M8	2.5	M8
SN43-450-510-1010	1010	510	22	43	450	6	M8	2.5	M8
SN43-450-670-1170	1170	670	22	43	450	6	M8	2.5	M8
SN43-450-830-1330	1330	830	22	43	450	6	M8	2.5	M8
SN43-450-990-1490	1490	990	22	43	450	6	M8	2.5	M8
SN43-450-1150-1650	1650	1150	22	43	450	6	M8	2.5	M8
SN43-450-1310-1810	1810	1310	22	43	450	6	M8	2.5	M8
SN43-450-1470-1970	1970	1470	22	43	450	6	M8	2.5	M8
SN43-530-590-1170	1170	590	22	43	530	7	M8	2.5	M8
SN43-530-750-1330	1330	750	22	43	530	7	M8	2.5	M8
SN43-530-910-1490	1490	910	22	43	530	7	M8	2.5	M8
SN43-530-1070-1650	1650	1070	22	43	530	7	M8	2.5	M8
SN43-530-1230-1810	1810	1230	22	43	530	7	M8	2.5	M8
SN43-530-1390-1970	1970	1390	22	43	530	7	M8	2.5	M8

SN43-610-670-1330	1330	670	22	43	610	8	M8	2.5	M8
SN43-610-830-1490	1490	830	22	43	610	8	M8	2.5	M8
SN43-610-990-1650	1650	990	22	43	610	8	M8	2.5	M8

Dimensions

Designation	L	H	A	B	S	Number of Fixing Holes	V	E	F
SN43-610-1150-1810	1810	1150	22	43	610	8	M8	2.5	M8
SN43-610-1310-1970	1970	1310	22	43	610	8	M8	2.5	M8
SN43-V2	Depends on config.	N/A	22	43	N/A	N/A	M8	2.5	M8
SN43-V3	Depends on config.	N/A	22	43	N/A	N/A	M8	2.5	M8

Designation	G	I	J	K	T	U
SN43-130-110-290	13.5	21	23	50	25	80
SN43-130-190-370	13.5	21	23	50	25	80
SN43-130-270-450	13.5	21	23	50	25	80
SN43-130-350-530	13.5	21	23	50	25	80
SN43-130-430-610	13.5	21	23	50	25	80
SN43-130-510-690	13.5	21	23	50	25	80
SN43-130-590-770	13.5	21	23	50	25	80
SN43-130-670-850	13.5	21	23	50	25	80
SN43-130-750-930	13.5	21	23	50	25	80
SN43-130-830-1010	13.5	21	23	50	25	80
SN43-210-190-450	13.5	21	23	50	25	80
SN43-210-270-530	13.5	21	23	50	25	80
SN43-210-350-610	13.5	21	23	50	25	80
SN43-210-430-690	13.5	21	23	50	25	80
SN43-210-510-770	13.5	21	23	50	25	80
SN43-210-590-850	13.5	21	23	50	25	80
SN43-210-670-930	13.5	21	23	50	25	80
SN43-210-750-1010	13.5	21	23	50	25	80
SN43-210-910-1170	13.5	21	23	50	25	80
SN43-210-1070-1330	13.5	21	23	50	25	80
SN43-210-1230-1490	13.5	21	23	50	25	80
SN43-210-1390-1650	13.5	21	23	50	25	80
SN43-290-270-610	13.5	21	23	50	25	80

Dimensions

Designation	G	I	J	K	T	U
SN43-290-350-690	13.5	21	23	50	25	80
SN43-290-430-770	13.5	21	23	50	25	80
SN43-290-510-850	13.5	21	23	50	25	80
SN43-290-590-930	13.5	21	23	50	25	80
SN43-290-670-1010	13.5	21	23	50	25	80
SN43-290-830-1170	13.5	21	23	50	25	80
SN43-290-990-1330	13.5	21	23	50	25	80
SN43-290-1150-1490	13.5	21	23	50	25	80
SN43-290-1310-1650	13.5	21	23	50	25	80
SN43-290-1470-1810	13.5	21	23	50	25	80
SN43-370-350-770	13.5	21	23	50	25	80
SN43-370-430-850	13.5	21	23	50	25	80
SN43-370-510-930	13.5	21	23	50	25	80
SN43-370-590-1010	13.5	21	23	50	25	80
SN43-370-750-1170	13.5	21	23	50	25	80
SN43-370-910-1330	13.5	21	23	50	25	80
SN43-370-1070-1490	13.5	21	23	50	25	80
SN43-370-1230-1650	13.5	21	23	50	25	80
SN43-370-1390-1810	13.5	21	23	50	25	80
SN43-450-430-930	13.5	21	23	50	25	80
SN43-450-510-1010	13.5	21	23	50	25	80
SN43-450-670-1170	13.5	21	23	50	25	80
SN43-450-830-1330	13.5	21	23	50	25	80
SN43-450-990-1490	13.5	21	23	50	25	80
SN43-450-1150-1650	13.5	21	23	50	25	80
SN43-450-1310-1810	13.5	21	23	50	25	80
SN43-450-1470-1970	13.5	21	23	50	25	80
SN43-530-590-1170	13.5	21	23	50	25	80
SN43-530-750-1330	13.5	21	23	50	25	80
SN43-530-910-1490	13.5	21	23	50	25	80
SN43-530-1070-1650	13.5	21	23	50	25	80

Dimensions

Designation	G	I	J	K	T	U
SN43-530-1230-1810	13.5	21	23	50	25	80
SN43-530-1390-1970	13.5	21	23	50	25	80
SN43-610-670-1330	13.5	21	23	50	25	80
SN43-610-830-1490	13.5	21	23	50	25	80
SN43-610-990-1650	13.5	21	23	50	25	80
SN43-610-1150-1810	13.5	21	23	50	25	80
SN43-610-1310-1970	13.5	21	23	50	25	80
SN43-V2	13.5	21	23	50	25	80
SN43-V3	13.5	21	23	50	25	80