

DE..28

Full extension consisting of two guide rails, combined as double-T profile, form the intermediate element, and two sliders, which as fixed and movable element form the connection to the adjacent construction. The square cross-section allows a compact size with high load capacities and low deflection, especially with radial loading. A custom design is available for extensions with double-sided strokes. The simultaneous movement of the intermediate element is implemented with a driving disc.



There are three versions of fixing holes available for the DE series in sizes 22 to 43:

- Version DEF with threaded holes.
- Version DEV with countersunk holes.
- Version DEM, both variants (mixed).
- Size 63 is always with threaded holes.

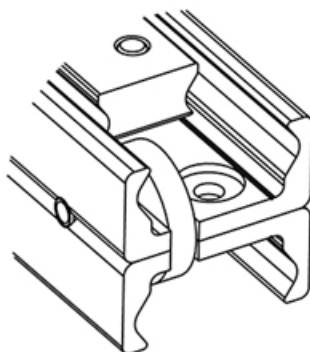
Custom Design DE Version D

The eccentrically located driving disc on both ends of the DE...D ensures that the intermediate element is carried along and does not remain standing at an undefined location during double-sided strokes. This custom design is available in sizes 28, 35, 43 and 63 with all three versions of the fixing holes. It is built on the standard design of the DE series, however deviates in the technical data based on the model. For CAD-files or more information please contact Rollco.

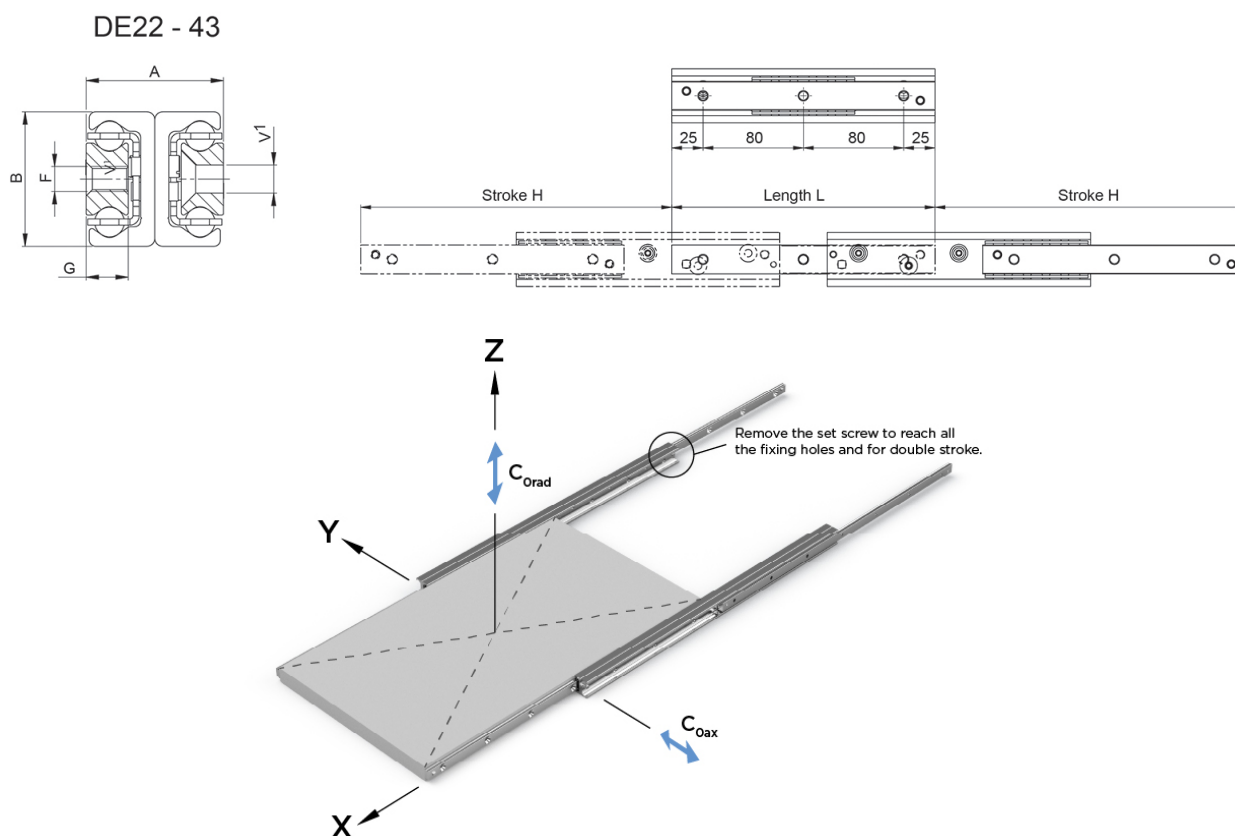
Special strokes are defined as deviations from standard stroke H. See section "Special strokes" in the document Technical Information for Telescopic Rail Heavy.

Dimensions in mm.

System Load Capacity Radial and System Load Capacity Axial values refers to a pair of rails.



General Data



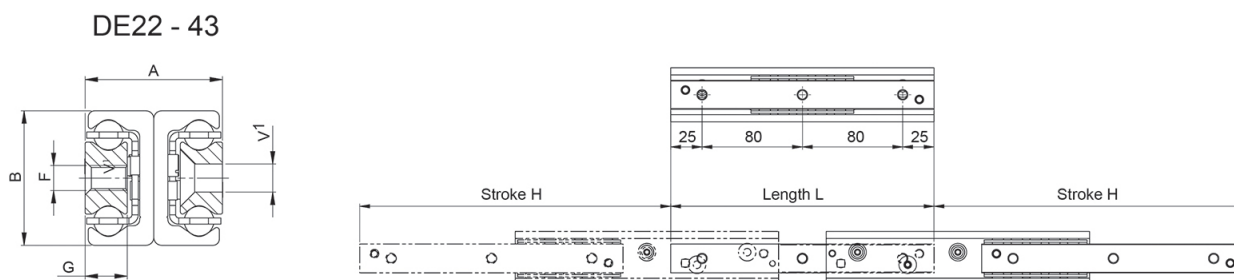
Designation	Length	Stroke	Weight (kg/m)	System Load Capacity Radial (N)	System Load Capacity Axial (N)
DE..28-130	130	148	4.04	470	328
DE..28-210	210	232	4.04	864	604
DE..28-290	290	296	4.04	1534	1074
DE..28-370	370	380	4.04	1936	942
DE..28-450	450	464	4.04	2338	770
DE..28-530	530	548	4.04	2214	650
DE..28-610	610	633	4.04	1910	560
DE..28-690	690	717	4.04	1684	494
DE..28-770	770	801	4.04	1506	442
DE..28-850	850	866	4.04	1420	416
DE..28-930	930	950	4.04	1292	378
DE..28-1010	1010	1034	4.04	1184	348
DE..28-1090	1090	1118	4.04	1094	320
DE..28-1170	1170	1202	4.04	1016	298

Designation	Number of Fixing Holes
DE..28-130	2
DE..28-210	3
DE..28-290	4

General Data

Designation	Number of Fixing Holes
DE..28-370	5
DE..28-450	6
DE..28-530	7
DE..28-610	8
DE..28-690	9
DE..28-770	10
DE..28-850	11
DE..28-930	12
DE..28-1010	13
DE..28-1090	14
DE..28-1170	15

Dimensions



Designation	A	B	F	G	V
DE..28-130	26	28	M5	7.5	M5
DE..28-210	26	28	M5	7.5	M5
DE..28-290	26	28	M5	7.5	M5
DE..28-370	26	28	M5	7.5	M5
DE..28-450	26	28	M5	7.5	M5
DE..28-530	26	28	M5	7.5	M5
DE..28-610	26	28	M5	7.5	M5
DE..28-690	26	28	M5	7.5	M5
DE..28-770	26	28	M5	7.5	M5
DE..28-850	26	28	M5	7.5	M5
DE..28-930	26	28	M5	7.5	M5
DE..28-1010	26	28	M5	7.5	M5
DE..28-1090	26	28	M5	7.5	M5
DE..28-1170	26	28	M5	7.5	M5