

Steel Angle

Links two aluminium profiles at a right angle.

Note: To install the ESD-ready angles, use a notched slot nut in order to make a conductive link.


Mounting material On-site construction:

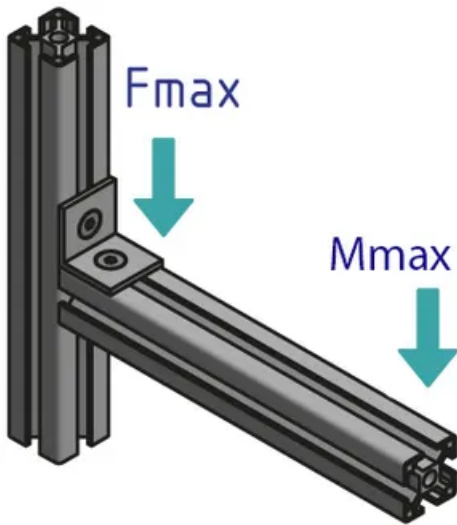
Angle 20: M5 × 8 countersunk screw (DIN7991), M5 slot 5 slot nut

Angle 30: M6 × 10 countersunk screw (DIN7991), M6 slot 6 slot nut

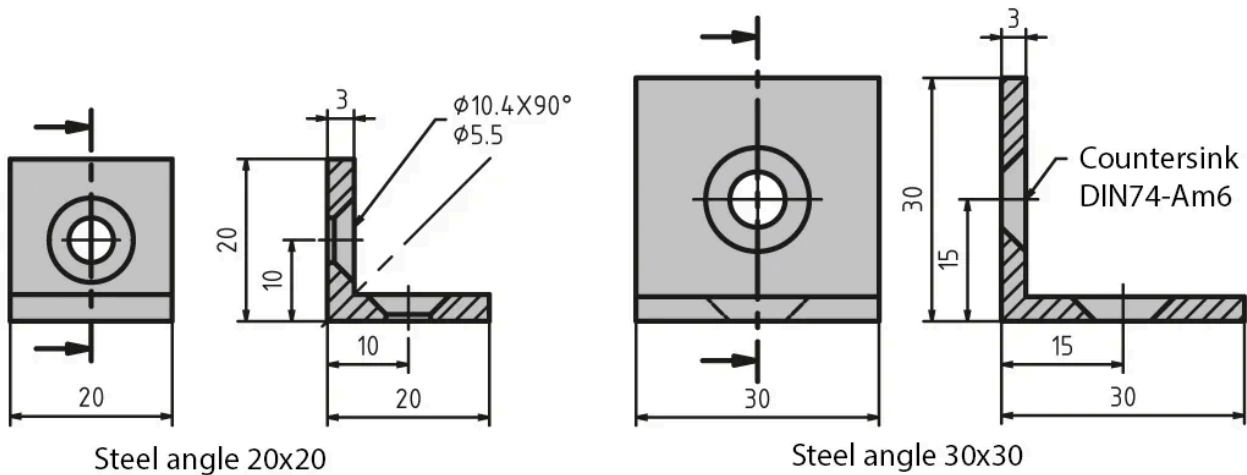
System: 30 - Slot 6; 20 - Slot 5

Type: Angles Brackets and Corners; Fasteners





General Data



Designation	System	Material	ESD	Fmax (N)	Mmax (Nm)
PZ4045	20 - Slot 5	Black powder coated steel	-	600	15
PZ3060	30 - Slot 6	Steel, blue galvanised	Yes	1000	25
PZ3050	30 - Slot 6	Black powder coated steel	-	1000	25