


TECHNICAL INFORMATION

LINEAR ROLLER GUIDES



Information in this document is subject to change. Owing to continued product development, Rollco reserves the right to make alterations without prior notice. Every care has been taken to ensure the accuracy of the information, but no liability can be accepted for any errors or omissions.

All information and content included in this document, such as text, and images, are property of Rollco. Any reproduction, even partial, is allowed only by written permission by Rollco.

Product overview

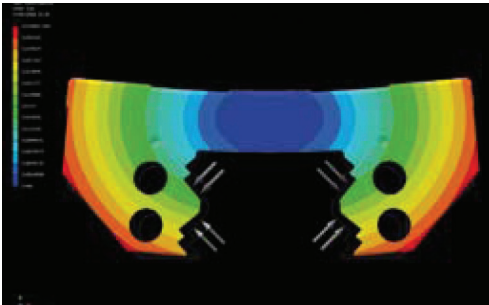
The Roller Guides are highly developed solutions for the high-tech industry. The optimized shape of the rails, the roller guides with logarithmic profiles and the integrated lubrication system multiplies the economical as well as the technical advantages.

Characteristics

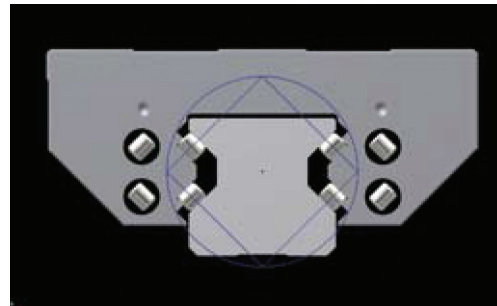
- Long lifetime, high load capacity and stiffness.
- Large contact surface on the entire load zone.
- High operational safety, the construction eliminates transitions between the plastic and steel parts.
- Rails optimized on preload and load capacity.
- Rollers placed in O-shape gives a uniform load on all sides - documented by FEM-analyses.
- Integrated lubrication system. Distribution in the front panel ensures the supply of the tracks with minimal oil or grease.
- Integrated wipers protect the guides in dirty environments. Designed to reduce the leakage of lubricant significantly

Application areas

- CNC machines
- Punching or pressing machines
- High vibration applications

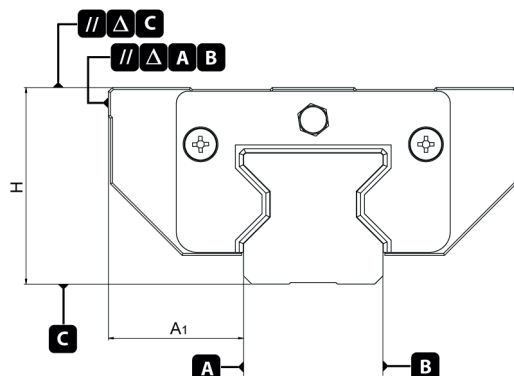


FEM-analysis of LC block



Rollers in O-shape

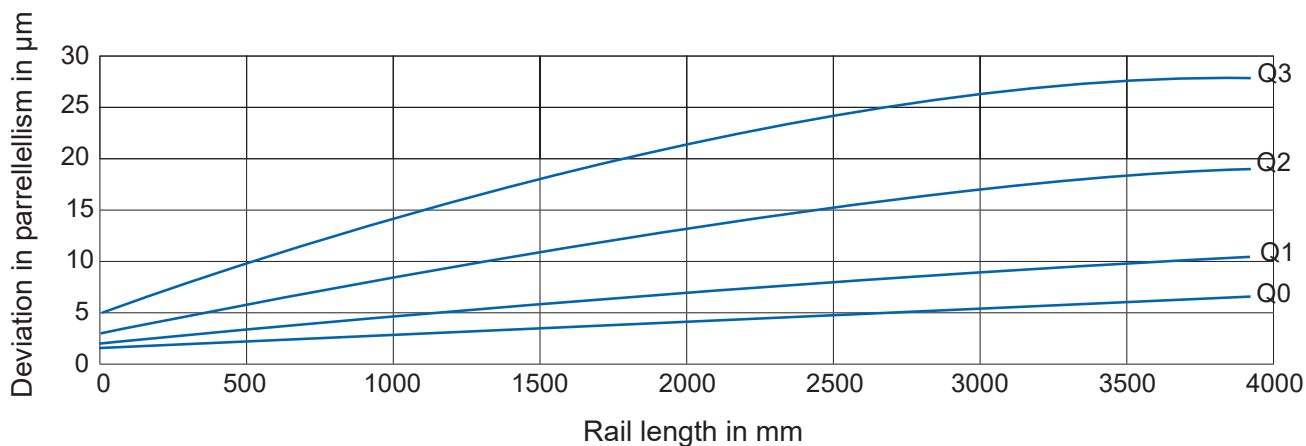
Precision class



	Grade levels			
	Q0	Q1	Q2	Q3
Measurement of H	± 5 μm	± 10 μm	± 20 μm	± 30 μm
Measurement of A1	± 5 μm	± 7 μm	± 20 μm	± 20 μm
Measurement of H when more blocks on one rail	3 μm	5 μm	7 μm	15 μm
Measurement of A1 when more blocks on one rail	3 μm	5 μm	7 μm	15 μm
Running accuracy ΔC to A-B	See diagram below			

Unit: μm

Running accuracy - Block on rail



Preload class

Preload Class	Preload	Precision Class
P2	0,08 x C	Q0 / Q1 / Q2 / Q3
P3	0,13 x C	Q0 / Q1 / Q2 / Q3

Mounted Rail & Block

RMG - 35 - SC - 2 - L598 - Q3 - P2 - B

Product type

Rail size

(25, 35, 45, 55, 65)

Block type

LC: wide-short
 LL: wide-long
 SC: narrow-short
 SL: narrow-long

Number of carriages on the rail

Rail length (mm)

(Max. 4000 mm in one piece)

Accuracy classes

(Q0, Q1, Q2, Q3)

Preload classes

(P2, P3)

B: Bottom mounted rail

**ALWAYS THE RIGHT
SOLUTION AT THE RIGHT TIME.**

ROLLCO

LINEAR SOLUTIONS **YOUR WAY**

With reliability, competence and commitment Rollco rapidly delivers the right solutions and components to create safe and cost-effective automation and linear movement.

Rollco AB

Box 22234
Ekvändan 3
250 24 Helsingborg
Sweden
Tel. +46 42 15 00 40
www.rollco.se

Rollco A/S

Skomagervej 13 E
7100 Vejle
Denmark
Tel. +45 75 52 26 66
www.rollco.dk

Rollco Oy

Sarankulmankatu 12
33900 Tampere
Finland
Tel. +358 207 57 97 90
www.rollco.fi

Rollco Norge AS

Industrigata 6
3414 Lierstrada
Norway
Tel. +47 32 84 00 34
www.rollco.no

Rollco Taiwan

No. 28, Lane 125, Da-an Road
Shulin District 238
New Taipei City, Taiwan
Tel. +886-2-8687-2726
Fax +886-2-8687-2720
www.rollco-tw.com